


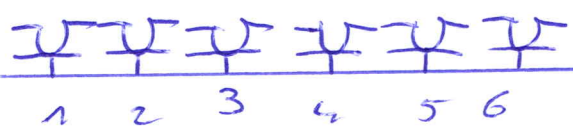
# SCHEMA'S WERK MEYENS TE LAREN

## GELUIDLOERS + AELDELEOERING

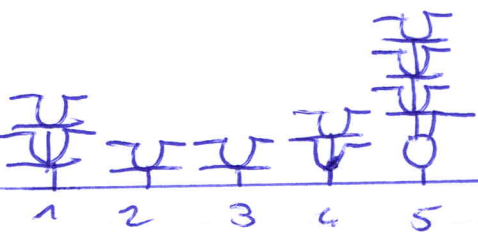
FA:	VERK:	Y.S.:
-3-06-2005		
FOUVEEM:		A.B.:
	BRIEF:	

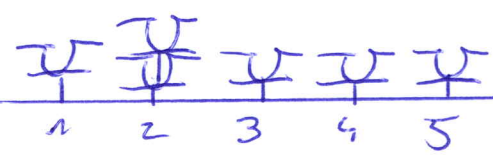
A 2P16 →  CV VOB 2,5mm<sup>2</sup>

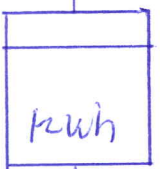
B 2P20A →  GARAGE VOB 2,5mm<sup>2</sup>

C 2P20A →  SLK VOB 2,5mm<sup>2</sup>

D 2P16A →  POMP VOB 2,5mm<sup>2</sup>










E 2P20A →  Keeten VOB 2,5mm<sup>2</sup>

F 2P20A →  Living VOB 2,5mm<sup>2</sup>






G 2P20A  Berging LOB 2,5mm<sup>2</sup>

H 2P20A  oven LOB 2,5mm<sup>2</sup>


I 2P16A           
1 2 3 4 5 6 7 8 9

J 3P25A  1200h puAAT xVB 566mm<sup>2</sup>


K 2P20A    BAD LOB 2,5mm<sup>2</sup>  
1 2 3

L 2P20A  1 DROOG LOB 2,5mm<sup>2</sup>

Δ30mA  
40A 4P

M 2P20A  1 WAAT LOB 2,5mm<sup>2</sup>

N 2P20A  1 WAS LOB 2,5mm<sup>2</sup>

O 2P20A  2 ALARM LOB 2,5mm<sup>2</sup>