



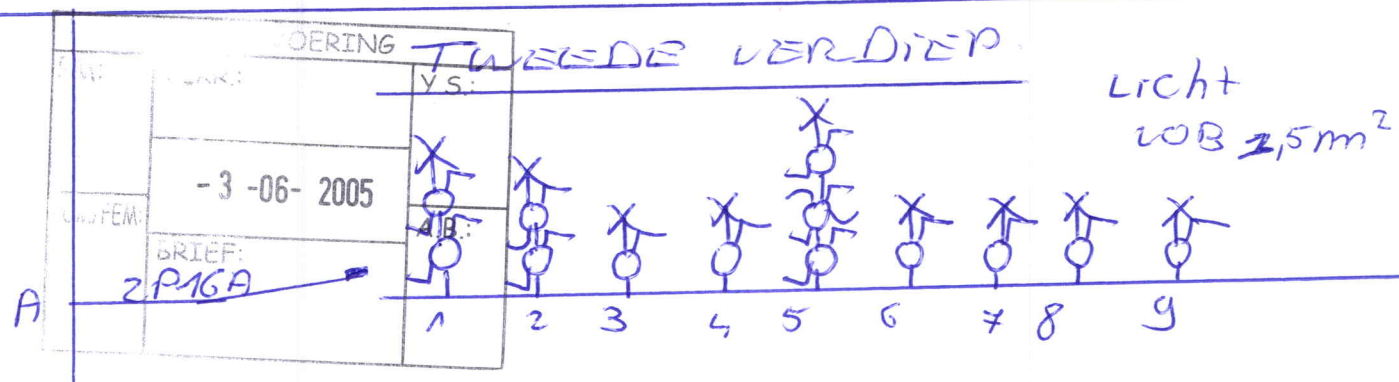
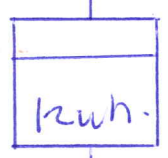
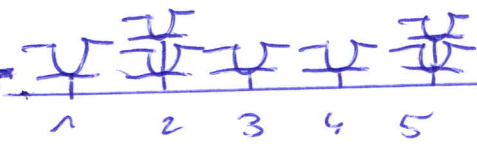



# SCHEMA'S WERF MEYENS TE LAKEN




Δ300mA  
40A  
4POLIG

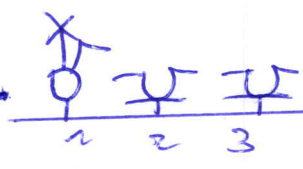



G 2P 20A →  reuten uOB 2,5mm<sup>2</sup>.

H 3P 25A →  KOOKPAAAT XVB 5GG mm<sup>2</sup>.

I 2P 20A →  WAS uOB 2,5mm<sup>2</sup>

Δ30mA 4P 40A →  J 2P 20A → DROOG uOB 2,5mm<sup>2</sup>

K 2P 20A →  BAD uOB 2,5mm<sup>2</sup>

L 2P 20A →  LAAT uOB 2,5mm<sup>2</sup>